


Features

- Slim design with 18mm edge and 4mm bezel
- Intelligent LED exit signs with automatic self-test
- Nichia LEDs with 50K hours life at L90, with IES LM-80-08 certified
- System power is only 2W
- Full solid-state design without mechanical part
- Constant brightness control for both AC and DC operations
- Programmable lamp flashing in emergency mode
- Less than 5°C temperature rise for the whole system
- Deep-discharge shutdown for battery protection
- Optically isolated low voltage test switch
- High efficient switching mode charger with full protections
- Pulse charge mode for full battery
- Optional infrared remote control for self-test, system set up and dimming

Compliances

- FSD Circular Letter No. 5/2021 Requirements for Self-contained Luminaires Emergency Lighting Systems [PPA/104(A) (5th Revision)
- BS 5266-1:2016 Emergency lighting – Code of practice for the emergency lighting of premises
- BS EN 1838:2013 Lighting applications. Emergency lighting
- EN 61347-2-13 Lamp controlgear. Particular requirements for d.c. or a.c. supplied electronic controlgear for LED modules
- EN 62384 DC or AC supplied electronic control gear for LED modules. Performance requirements
- EN 60598-1 Luminaires. General requirements and tests
- EN 60598-2-22 Luminaires. Particular requirements. Luminaires for emergency lighting
- EN 55015 Limits and methods of measurement of radio disturbance characteristics of electrical lighting and similar equipment
- EN 61000-3-2 Electromagnetic compatibility (EMC). Limits. Limits for harmonic current emissions (equipment input current ≤ 16 A per phase)
- EN 61000-3-3 Electromagnetic compatibility (EMC). Limits. Limitation of voltage changes, voltage fluctuations and flicker in public low-voltage supply systems, for equipment with rated current ≤ 16 A per phase and not subject to conditional connection
- EN 61547 Equipment for general lighting purposes. EMC immunity requirements



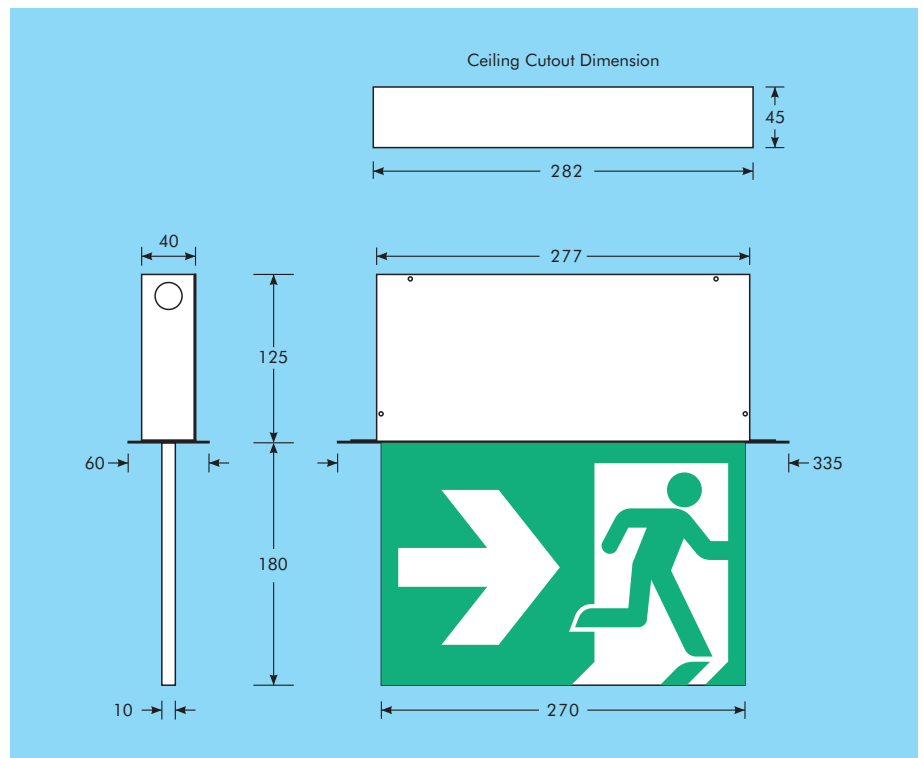
Self-test Functions

- Automatic commissioning test
- Monthly functional test
- Annually battery duration test
- On-demand self-test (by remote control)

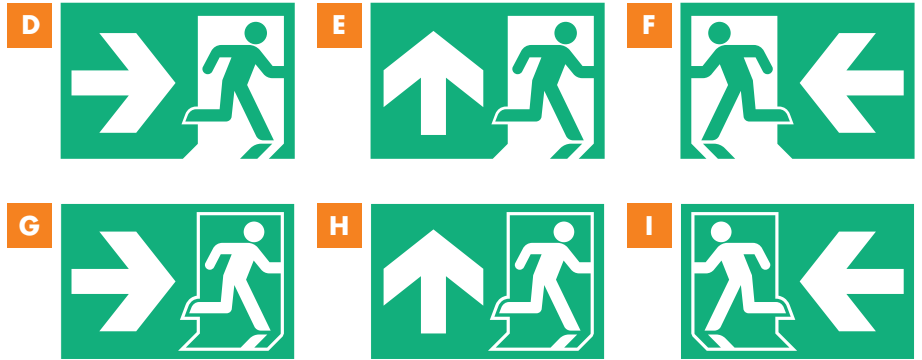
Electrical Characteristics

Rated supply voltage	220-240 VAC (-20%, +10%)
Supply frequency	50-60 Hz
Circuit power	2.0W max
Changeover time	<0.1 Sec
Recharge time	<12 hrs
Rated discharge time	4 hrs
Power factor	>0.8
Lumen Maintenance (L70)	>50K Hrs
Battery cut-off voltage	≤1.0V/cell
Ambient temperature (ta)	0 ... +50°C
Max. temperature rise (Dt)	<5°C
Battery type	NiCd
Luminance	200 cd/m ²

Dimensions



Exit Sign Legends



Ordering Information

Model	Width (mm)	Legend	Illuminated Side
HXS-R3SD	270	D	Single
HXS-R3SE	270	E	Single
HXS-R3SF	270	F	Single
HXS-R3SG	270	G	Single
HXS-R3SH	270	H	Single
HXS-R3SI	270	I	Single